




emmegi

en #1

Aluminium  
S  
Steel  
P  
Pvc

# MSP 400-350

Single head cutting-off machine



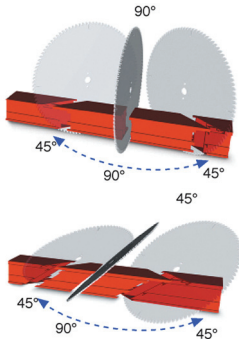
Clamps 01





Cutting zone 02



Single head chop saw (downstroking cutting-off machine) with left loading side, rotation of the cutting head by 45° (to right and left) and manual tilting by 45° about the horizontal axis.



Control 03



# MSP 400-350

Single head cutting-off machine

## 01 Clamps

The machine is provided with a set of horizontal clamps which are actuated pneumatically in the S version, while they are manually actuated in the M version.

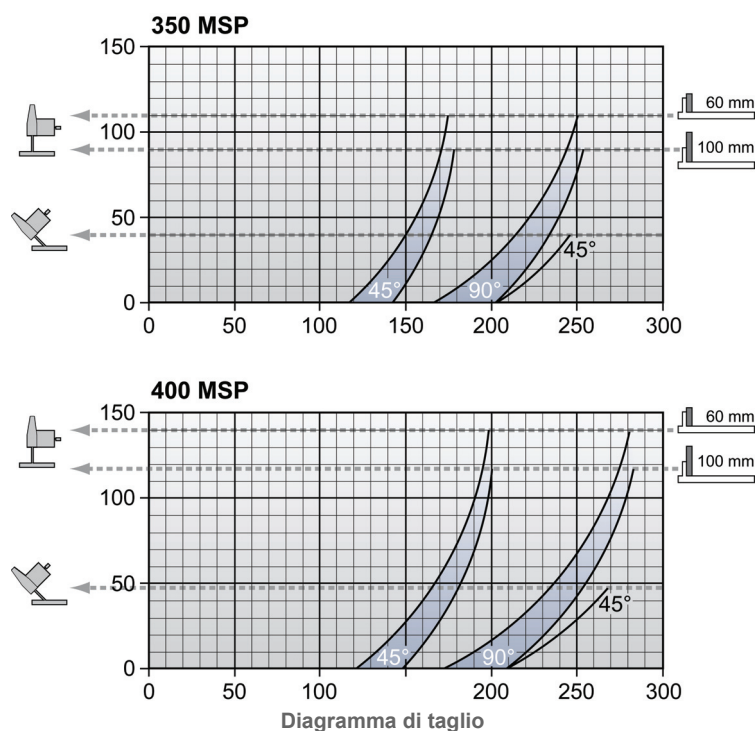
## 02 Cutting zone

The rugged cast iron horizontal work table with relative vertical fence rigidly coupled to the table forms the workpiece clamping area, extending over a considerable support area to allow optimum clamping of the workpieces.

## 03 Control

The manual actuator for the downstroking blade is provided with a mechanical safety interlock which prevents any accidental movements. It also determines the gradual outfeed of the blade.

Angular positioning of the cutting head is through rotation of the horizontal table with mechanically indexed locking in steps of 45° (right and left) and manual locking for the intermediate angles.



<b>BLADE</b>	
Carbide-tipped blade	350 400
<b>BLADE FEED</b>	
Manual	
<b>CUTTING ZONE GUARDS</b>	
Local guard, mechanically operated	
<b>LUBRICATION SYSTEM</b>	
Spray-mist lubrication with water and oil emulsion	
<b>CLAMPS</b>	
Pair of manual or pneumatic horizontal clamps (depending on model)	
<b>MOTOR</b>	
Three-phase brake motor, operating time 10 sec. (kW)	2,2