

Norma

Twin-head cutting-off machine




Control panel

01



Rotation of the moving cutting heads

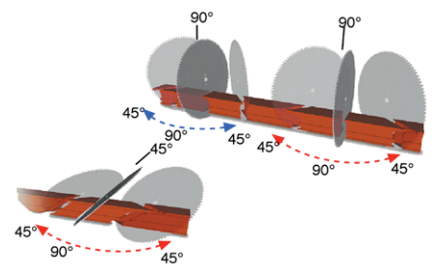
02



02




01

The Emmegi twin-head cutting-off machines boast of exceptional performance characteristics, including ruggedness and reliability. This machine is the ideal tool for cutting aluminium and PVC bars in various thicknesses and at different angles. Latest generation machines which can make a considerable contribution to the production cycle thanks to their high standard of accuracy and user-friendliness. Norma is a twin-head cutting-off machine with manual movement of the right cutting head. Rotation (45° to left and right) and manual tilting (45° about the horizontal axis) of the cutting heads. Reading of cutting size via precision metric scale.



Positioning of the moving cutting head

03



Norma

Twin-head cutting-off machine

01

Control panel

The control panel installed on the various models runs on bearings and facilitates machine use due to the fact that it can be positioned in proximity of the cutting head.

02

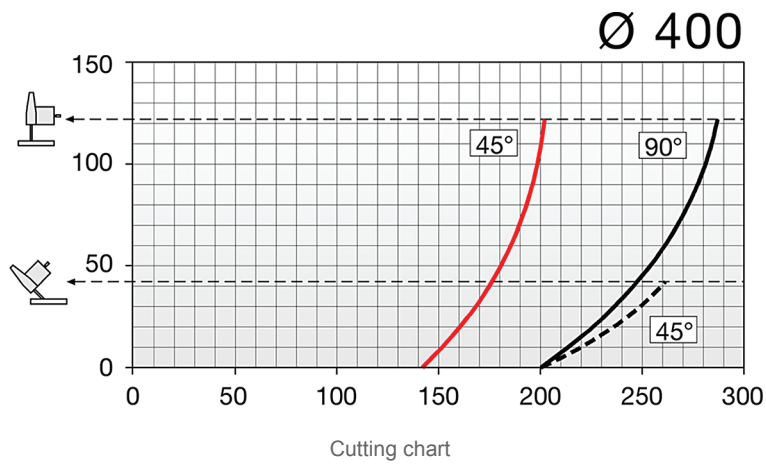
Rotation of the moving cutting heads

Two cutting heads, mounted on slides, are made up of a blade holder unit which can be positioned in respect to the back fence at 45° Left, 90°, 45° Right and at intermediate angles.

03

Positioning of the moving cutting head

The cutting head is positioned manually by turning the control handwheel while measurement of the position is through the direct measurement system with metric scale.



MACHINE CHARACTERISTICS	
2 carbide-tipped blades	
Brake motor (operating time 10 sec)	
Guarding of local cutting zone, mechanically operated	
Pair of pneumatic horizontal and vertical clamps with "low pressure" device	
Spray-mist lubrication system with oil and water emulsion	
Manual profile support	
Provision for automatic start of swarf exhauster MG4	
Metric scale	
Cutting capacity 4/5 m	
Blade motor power rating (kW)	2.2